

MAHERAJAH[®]

VAN ACCESSORIES

SKATEBOARDS



WATER SKIS



Maherajah moves into new facilities!

Maherajah, a name synonymous with World Champion water skiers, has just constructed a completely new and up to date manufacturing plant. The new manufacturing facility is located in a quiet prune orchard in Healdsburg, a small community located on the Russian River in Northern California. The 32,000 square foot free standing steel building is the culmination of a dream for Bob Maher, owner and creator of Maherajah Water Skis. In addition to Maherajah's world renowned wood and fiberglass skis, skateboards and their latest product, custom wood van accessories, will be manufactured in the new plant. An ever growing demand for Maherajah products and the commitment to quality and performance were influencing factors in the construction of the new production facility.

WATER SKIS

the
Th
de
er
La
sla

go
thi
De
to
sla
La
fo

no
pat
and





Here is the slalom ski that the world has been waiting for. The new Maherajah LaPoint — designed exclusively and endorsed by Bob and Kris LaPoint, co-holders of the World slalom record.

Bob and Kris set only one goal when they began creating this ski — to make it the best! Designed to allow them to excel to new limits in tournament slalom skiing; the Maherajah LaPoint will be the course setter for 1978.

Four laminations of select northern ash and purpleheart. The pattern and lay-up specified by Bob and Kris.

The Maherajah LaPoint skis performance is nothing short of superb. The LaPoint brothers designed this ski from the ground up; actually handcrafting the original models themselves.

Tournament and expert skiers; join Bob and Kris and ride the Maherajah LaPoint, the course setter for 1978.

#240—\$210.

The LaPoint fin, type 6061-T6 aluminum machined to their shape requirements.

The Maherajah LaPoint comes equipped with front plate competition and special high heel binding.

A deeper concave and textured bottom provide incredible cutting, acceleration and deceleration.



Classic Wood Competition



New! You can now order your Classic Wood Competition with either light (80% Ash; 20% Exotic) or dark (80% Exotic; 20% Ash) appearance.

Maherajah Water Skis builds the finest performing water skis in the World. Designed and tested by Bob and Kris LaPoint, co-holders of the World Slalom Record. Skis designed and built by skiers is what it takes to make them the best. That is what Maherajah does. Bob and Kris are directly in charge of new products and product testing for Maherajah.

The Maherajah Classic Wood slalom ski has been the finest performing and most consistently manufactured wood slalom ski in the world for 27 years. In fact, Bob LaPoint rode his Classic Wood Competition slalom ski to 1st place at the 1977 World Championships held at Milan, Italy.

The Classic Wood slalom ski is made of naturally beautiful ash, and exotic hardwoods such as, shedua, zebra wood, purpleheart, and bubinga. No two skis appearance is alike, only the unmistakable performance. Laminated in three layers with multiple hardwood laminations, (no veneers) the ski has the perfect balance of weight, flex and dampening. The skis shape, rocker, beveled textured edges and concave have been refined to achieve maximum slalom performance.



You can order your Maherajah Wood Competition ski equipped three ways.

The Classic Wood Competition Ski with front plate mount; back toe binding and aluminum fin. #115—\$168.

The Classic Wood Adjustable with front adjustable; back toe binding and aluminum fin. #120—\$180.

The Classic Wood Super Ski (our hottest performer); with Double Wrap Mr. M; back toe and special high heel bindings, and engraved stainless steel fin. #130—\$220.

All Classic Wood Slalom skis are available in 6 even lengths from 155-180cm.

All Classic Wood slalom skis feature MX-19 epoxy finish and carry Maherajah's ski guarantee.

Join Bob and Kris, ride the Worlds Record holder skis, Maherajah!

WAKE JUMPER



The Maherajah Wake Jumper, we call it our fun ski. This ski is a great alternative to the usual slalom ski. Minimum drag, maximum lift and one size. Sound fantastic? The wake jumper is; the key is in the design. Constructed out of the same materials as our popular Series 2001; the wake jumper features a unique floatation system. One size, 155cm, can be enjoyed by anyone weighing between 45 lbs. to 200 lbs. Ski the Maherajah Wake Jumper and find out how much fun you can really have water skiing.

Complete with front adjustable and rear toe bindings. #289—\$190.



The Maherajah Series 2001 Fiberglass Slalom Ski

Maherajah builds the best skis in the World. Our Series 2001 fiberglass slalom ski can live up to that claim. Since the 2001's introduction three years ago, it has set new water ski industry standards for quality, strength, durability and performance.

The Series 2001 is the last ski you will have to buy; it will outlast any other fiberglass, honeycomb ski on the market. Unique construction is the key element. The Series 2001 is a complex blending of pre-impregnated glass fibers and precision materials so exact in measurement and tolerance that total structural control and uniformity are achieved in every ski. The heart of the 2001 features an IPC core based on the "Box Beam" principle that produces strength and performance characteristics never before possible.

The Series 2001 is currently available in three models. The Series 2001 Competition Ski with front plate mount competition, back toe bindings and aluminum fin. #215—\$208. The Series 2001 Adjustable Ski with front adjustable, back toe bindings and aluminum fin. #220—\$220. The Series 2001 Super Ski with Double Wrap Mr. M, back toe bindings and engraved stainless steel fin. #230—\$260. All Series 2001 feature bright super graphics and come with the Maherajah ski warranty.

Slalom Tips by LaPoint

Like dancing, slalom skiing demands balance, timing and rhythm. Sure, long legs and muscle power help, but they're worthless without the total control that only hours of practice give you. And as that rope gets shorter, control becomes crucial.

Never too early. The most common mistake I've seen in slalom is the simplest to correct: most people just aren't pulling hard enough. They let their arms get pulled out, their shoulders break forward. You can be the strongest person in the world, but unless you pull with your whole body, you won't get across the course fast enough. And hold that angle as you cross the wake. Keep your eyes on your goal and control your stance. There's no such thing as being too early. The sooner you come into a buoy, the more time you have to slow down and start your turn.

Backwards is forwards. Too many people ski buoy to buoy. By aiming at the next buoy, they cheat themselves out of the extra time they need to make a good turn. Aim as straight across the course as possible, "backwards" if you can. This will bring you to the buoy sooner, and give you more room to turn. When the line's really short, no amount of pulling will get you to the buoy on time if you've aimed for it.



Speed up to slow down.

Right up to that turn, you're accelerating. You may have gotten up to 75 mph. But you can't make a turn at that speed, and the faster you're going, the faster you have to slow down to make your edge change — maybe down to 30 mph. Only heavy practice will give you the rhythm of speeding up and slowing down at exactly the right moments. After a while, you'll be able to tell if you're behind or ahead by judging your relationship to the buoy as you come around. The big danger is decelerating too much. Then you won't finish your turn before the boat pulls you in.

Less is more. Control doesn't mean pushing your ski. People tend to throw their weight on their back foot, trying to push the ski around a turn. But the more you try to force you ski, the less willing it is to turn. So concentrate on keeping your weight distributed evenly on both feet. When you're balanced, you'll find that your ski will turn itself. That's why I like the Maherajah front adjustable binding. It's the only binding that keeps the ball of your foot at the center point of your ski, where it should be, no matter what size your foot is.



Making your move. When you decelerate, you've got to initiate your edge change. Make this one smooth motion: decrease your pulling placing your weight forward slightly. But don't bend. Just shift ahead a degree or two. This both slows the ski and starts the tip on its turn. The spray will begin breaking right by the tip, and the opposite edge will grab water. Then, as soon as you feel the ski turning, pull in your rope and shift your weight back to center.

Reach for it. As you turn, keep your inside hand on the rope, and extend that arm. Your free arm should be reaching forward, ready to grab the rope again. Remember you're turning into the buoy, and the rope will slacken if you don't reach out to keep it tight. A lot of people try to see how low in the water they can get, even to touching their shoulder down. But getting low doesn't make a better turn. Whether your body is nearly horizontal or only slightly down, it's the angle of your ski that counts. When a skier bends at the waist, he may get closer to the water, but his legs are almost vertical, so the ski stays flat. Keep your body straight through the hips and let the ski go on its edge. As your rope gets shorter, you'll have to slant your body more and more, but if you hold it straight the ski will slant too. Maherajah's drop-through fins, with holes that eliminate air pockets, really help on these sharp turns.



Get the baseball grip.

Because most people learn to ski with double handles, they tend to hold the slalom handle horizontally. Unfortunately, this puts their wrists in an unnatural position for turning. With a vertical grip, you get maximum pull with your arms and shoulders, and you maintain a natural line from hands up through the arms.

Practice should be

focused. Every skier needs a different amount of practice to keep in top form. Some people ski the course every day of the year, while others, including myself, like to take a break after six or seven months of skiing. The important thing is to work on a specific problem when you practice. If I have a problem with a certain run, I'll concentrate on that run. For most skiers, I'd say the two most important points to work on are angle across the wake and slowing down into a turn. Improving these will do more for your skiing than anything else.



Style and common sense.

Every slalom skier has his or her own style, so it doesn't help to imitate anyone, even champions, blindly. But watching pros can be a big help. I learned a lot by making movies of my brother, Kris, and then viewing them over and over. The way to take advantage of another skier's style is to evaluate how each difference would help or hurt your own skiing. If someone has a method that will work for you, adopt it. Otherwise, just admire it.

Never look forward. One of a slalom skier's worst mistakes is watching the boat as he or she comes out of a turn. Right away, the shoulders pull in the boat's direction, which is perpendicular to the skier's. It doesn't matter whether you look back, as Mike Suyderhoud does to help his left turns, or whether you look down at the buoy and then straight across the lake, as I do, as long as you keep your body turned the right way.

Start off big. Many people learn to water ski on a ski that's too small for them to handle, and this can actually impede their progress. You should begin slalom, especially, with a large ski and work your way down gradually as your skills get sharper. I've heard skiers say, on the other hand, that they're "not ready" for a Maherajah because it won't tolerate error. They've seen the pros riding very small Maherajahs. Actually, the best-performing ski is always the best to use, for learners or champions. If you're having trouble with turns, I'd go to a larger ski for a while, because weight balance and placement are just more critical on a smaller ski. Even though I use a small ski in tournaments, I switch to a large ski for pleasure. The great thing about the Maherajah is, the bevel can be modified for sharper turns, without harming the ski at all. File down another ski too far, and you've done real damage.

Bob to Point

FLY A MAHA!

January '77 Honolulu, Hawaii
1st Place Jump

June '77 Hoosier Classic, Indiana
1st Place Jump

July 13, 1977

First Round at World Team
Trials, Florida
Bob Jump's 175 feet!

December '77

Orange Bowl Ski Jump
1st Place Jump

June '77 Marine World International
Jumping Tournament
1st Place Jump

July '77 International Invitation
Jump Classic, Michigan
1st Place Jump

July '77 Masters, Georgia
1st Place Jump

August '77

Horton Super Masters,
1st Place Jump



How do you get a jump ski that will out-perform the existing tough competition?

First get someone to design the skis that knows what the skis should do and how to make it perform. We got Bob LaPoint, the 1976 open mens jumping champion. We turned Bob loose in our shop with a free hand to build **exactly** the skis he wants.

Designed. Bob designed a longer, wider ski with less rocker for more acceleration and more frontal area to eliminate spray in the skiers eyes while crossing the wake during his cut to the ramp. The skis are also tapered for better control. The fin is made of solid high pressure, water resistant phenolic laminate with greater strength, beveled fin edges for less fin drag on ramp surface, and a fin that can be cut and reshaped to the skiers requirements.

Built. The basic construction of the jump skis is the same as the 2001 series slalom ski using additional layers of uni-directional fiberglass for added strength. Our method gives the greatest strength to weight ratio available today.

Tested. During 1977 Bob thoroughly tested the new jump skis the hard way — during tournament competition. The result was an impressive 8 first place jumps.

WATER SKI ACCESSORIES



Fabric & Vinyl Vests

Put on our black fabric vest with bright Maha colored straps and emblem crest. Sized to fit you! XS S M #307—\$42.
Sizes L XL #307—\$44.

The super ski vest is made of comfortable orange vinyl with bright Maha colored strips. Sized to fit everyone. Childs M L #306—\$42.
Adult M L #306—\$46. Adult XL XXL #306—\$50.



Competition Ski Case

Protect your ski in Maherajah's colorful durable ski case. Bottom zippered for easy access and available in 155—180cm lengths. #301—\$36.



Leather Goods

Fashion styled custom tooled brown leather accessories.

Visor #838—\$9

Belt (even sizes 28-40) #380—\$12,

Leather buckle #382—\$8,

Key chain #381—\$3,

Emblem crest brass buckle #375—\$9



Slalom Heel Holder

A molded rubber heel piece that is quick to get into and offers great support for slalom turns. Make your ski a performer. #407—\$7.

Ski Line & Ski Gloves

Grab onto one of Maha's ski lines, they're the best! Made of yellow poly-propylene line with black sure grip handle. Choose either four or six (AWSA) loop model.

Four loop #316—\$16

Six loop (AWSA) #317—\$27.



Get a positive grip on the handle with these tough vinyl impregnated ski gloves. Black with bright Maha color bands. Three sizes — S M L #311—\$8.

Maherajah Goes Wide!

Jump on one of Maherajah's new skateboards; the skateboards built for today's demanding action riders.

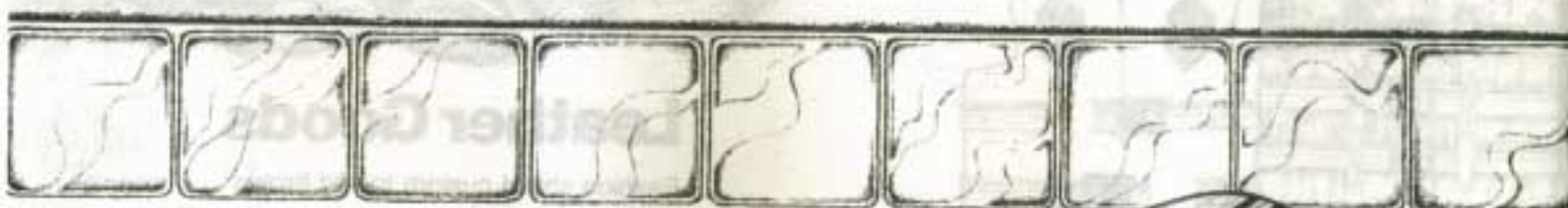
Totally new shapes designed to immediately improve your skateboarding performance.

Our new skateboards are wide; really wide. The new 78cm Maherajah is an incredible 20.5cm wide. With all that added surface room, you know that your fancy foot work won't be cramped for style. The 74cm Maherajah isn't far behind in width either; the 74cm offers a broad 19cm deck.

What does the extra width add up to? Well it means more fun and excitement. Because now you will have surer footing, better control, balance, leverage and smoother turns. Now, when you are really going-for-it you can be in control. The key is better contact between you and your skateboard.

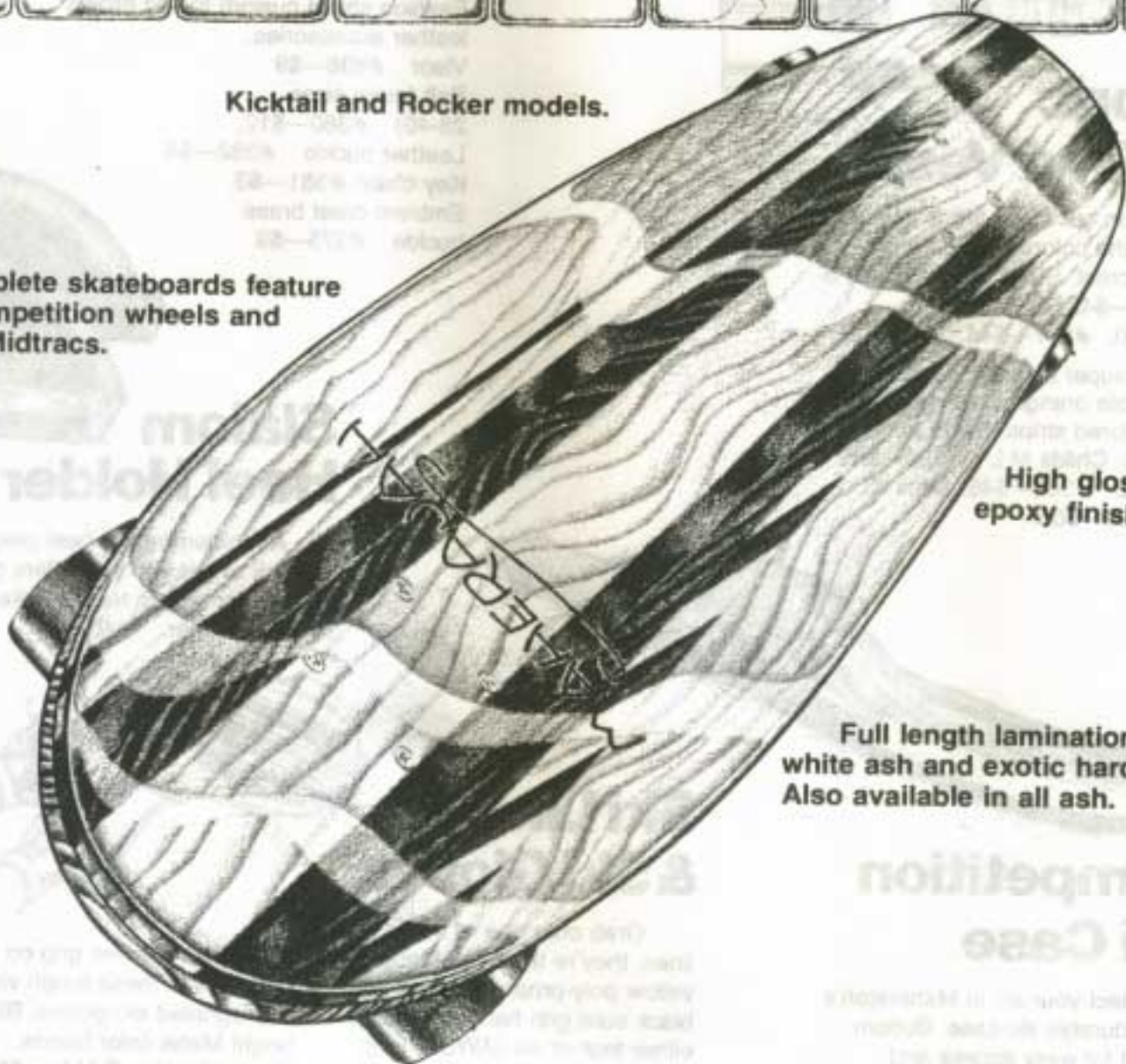
The right length is just as important as the right width. So, Maherajah has "shape matched" the length and width to provide optimum performance.

So, go to your favorite pro-shop tell 'em you want to ride a MAHA!



Kicktail and Rocker models.

Complete skateboards feature Sims Competition wheels and Tracker Midtracs.



High gloss MX-19 epoxy finish.

Full length laminations of solid white ash and exotic hardwoods. Also available in all ash.

Rounder "nose" and super wide deck for freestyle riding.

78cm Maherajah Skateboard

Size	78cm. x 20.5cm. 30.75in. x 8.125 in.
Models	Rocker/Kicktail
Complete Equipment	Tracker Midtraks Sims Competition
Price	Exotic Blank 48.00 Complete 98.00 All Ash Blank 32.00 Complete 83.00

Our new 78cm Maherajah is a bowl and freestylers dream. The 78cm's shape is special; designed fuller and wider (20.5cm!). A rounded nose and shape matched length allows you to really show your stuff!



Built Strong



Maherajah skateboards are built strong. Three layers of full length laminations combining solid white ash and exotic hardwoods. Our exotic skateboards are finished with high gloss MX 19 epoxy and the all ash with two coats satin varithane.

78cm Maherajah All Ash complete.

74cm Maherajah Skateboard

Size	74cm. x 19cm. 29in. x 7.5in.
Models	Rocker/Kicktail
Complete Equipment	Tracker Midtraks Sims Competition
Price	Exotic Blank 42.00 Complete 92.00 All Ash Blank 28.00 Complete 79.00

The 74cm Maherajah skateboard is excellent for street and skatepark riding. At 74cm by 19cm the skateboard is short enough for quick turns and wide enough for stability and easy riding. The 74cm Maherajah can also be equipped (optional) with our new rubber safety tip.



Kicktail

Maherajah's famous kicktail; three inch, 5/8 in. rise. Radical enough for controlled kicks.

Rocker

The matchless rocker, a continuous curve. Great for tricks, bowls and street riding.

Maherajah Team Equipment

Join the MAHA team! Put on our team hat, T-shirt, and jacket. If you want to look sharp; wear the MAHA hat. It is yellow and black with vented, adjustable back. The patch on the fronts tells 'em you ride MAHA.

The yellow and black Maherajah T-shirt is 100% cool and comfortable cotton.

And for cooler days wear the nylon skateboarding jacket. It too is bright yellow with our logo's screened in black on the front and back.

Ride a MAHA, and join the MAHA team!

#387—\$7.




#323—\$19.



#320—\$5.




Protect Your Ash!



Protect your oak, plywood, mahogany, or whatever your skateboard is made of. The Maherajah rubber safety tip is designed to help protect your valuable board from total destruction resulting from impact.

The safety tip is designed to fit almost all wood boards built today with minimum alteration.

Whether you've lost it riding the coping or from simply slamming into the curb; give your board a chance with the safety tip. #416—\$7.



MAHERAJAH[®]

Make the Move to Real Wood

Make the move to Maherajah van accessories. Begin with bumpers. Bumpers made with full length laminations of eastern ash, purple heart, bubinga and shedua are strong, durable and weather resistant.

Compliment those bumpers with matching side rails. The laminated pattern of each bumper is duplicated on each rail.

The roof rack of natural exotic hardwoods is a flawless combination of beauty and utility. The rack has strength to contain all your traveling needs, yet sacrifices nothing for beauty.

Inside as well as outside the move is to honest wood. The intimate comfort of hardwood tables brings you the total combination of beauty and utility.

Nothing in the industry matches the rare beauty of the Maherajah customized ladders for your van. The ladder adds that exquisite customized look to any van. Alone or combined with other Maherajah accessories the ladder makes it all happen. The total concept of wood and steel is yours when you own Maherajah van products.

CUSTOM BUMPERS

Maherajah custom bumpers are made of 5-layer contoured laminated hardwoods, finished with MX 19 epoxy. They custom fit the front the rear of Ford Vans 1975-77, Chevy Vans 1974-77 and rear of Dodge Vans.

Mounting instructions included; mounting kits available separately. Specify bumper pattern number. \$140. each.



SIDE RAILS

Specify the length to fit your Van and bumper pattern style. Side rails are made of laminated hardwoods and are finished with MX19 epoxy.

Maximum length available is 108 inches. \$92. pair.




VAN ACCESSORIES

ROOF RACKS

Order for Ford '75-'77, Chevy '74-'77, Dodge '73-'77 (make, model, year) and bumper pattern style. Roof racks have laminated hardwood sides and are finished with MX19 epoxy.

Mounting instructions included.
\$360.



Write Maherajah for our full color van accessory brochures.

COUNTER & TABLE TOPS

Round table tops are available in three size diameters — 18", 24", 30" and are 1½" thick. Made from laminated hardwoods and with hand-rubbed linseed oil finish. Specify size and bumper pattern style number.

18" \$44. 24" \$76. 30" \$144.

Rectangular table tops are of laminated hardwood (1½" thick) with a hand-rubbed linseed oil finish. Specify bumper pattern style number. .12 cents per sq. inch or \$17 sq. ft.

CUSTOM LADDER

Check it out! Maherajahs' exciting cross laminated hardwood ladder mounts on rear door of your van. Order for Ford '75-'77, Chevy '74-'77, Dodge '73-'77 and bumper pattern style. Ladders come finished with MX19 epoxy. Mounting instructions and brackets included \$190.

