

DEREK TOOK THE CHALLENGE



THE MAHERAJAH SLALOM CHALLENGE!

You can too! Discover the fun that you can have with the new Maherajah Slalom Challenge.

The Maherajah Slalom Challenge will revolutionize the sport of waterskiing.

Now you can have the thrill of a tournament wherever you go waterskiing with your own single buoy slalom course.

It's Challenging-



▲ Greg McGinnis—In 3 Out 4, 15off at 34mph

The Maherajah Slalom Challenge is a refreshing new concept in competitive waterskiing. The single buoy course will improve both your right and left turns, and challenge YOU—TO GO FOR IT!

You can show your friends how well you turn or have a tournament any day you choose.

The Challenge is easy to set up, only 20 minutes and it's ready for action. Removing the course is quick and easy; only 5 minutes and it's out.

The Challenge gives you more skiing time and requires less space than conventional slalom courses. It can be used easily in lots of places such as small lakes, rivers, bays, coves and even in the ocean.


More fun and less money. The Challenge is perfect for ski clubs and on the water resorts or to give as a gift.



World's top ski instructors endorse . . .

This unique course offers recreational water skiers the chance to compete against one another at various speeds and rope lengths while improving basic slalom technique.

The Maherajah Slalom Challenge requires and encourages development of acceleration and deceleration skills, edge control, timing, and smooth turns. It takes practice to improve, and all ability levels can compete.



How to Use the Maherajah Slalom Challenge

As a skier you should pick your line length. A good line length for most skiers starting the Challenge is 75'. More experienced skiers may want to start with a 60' or 53' ski line.

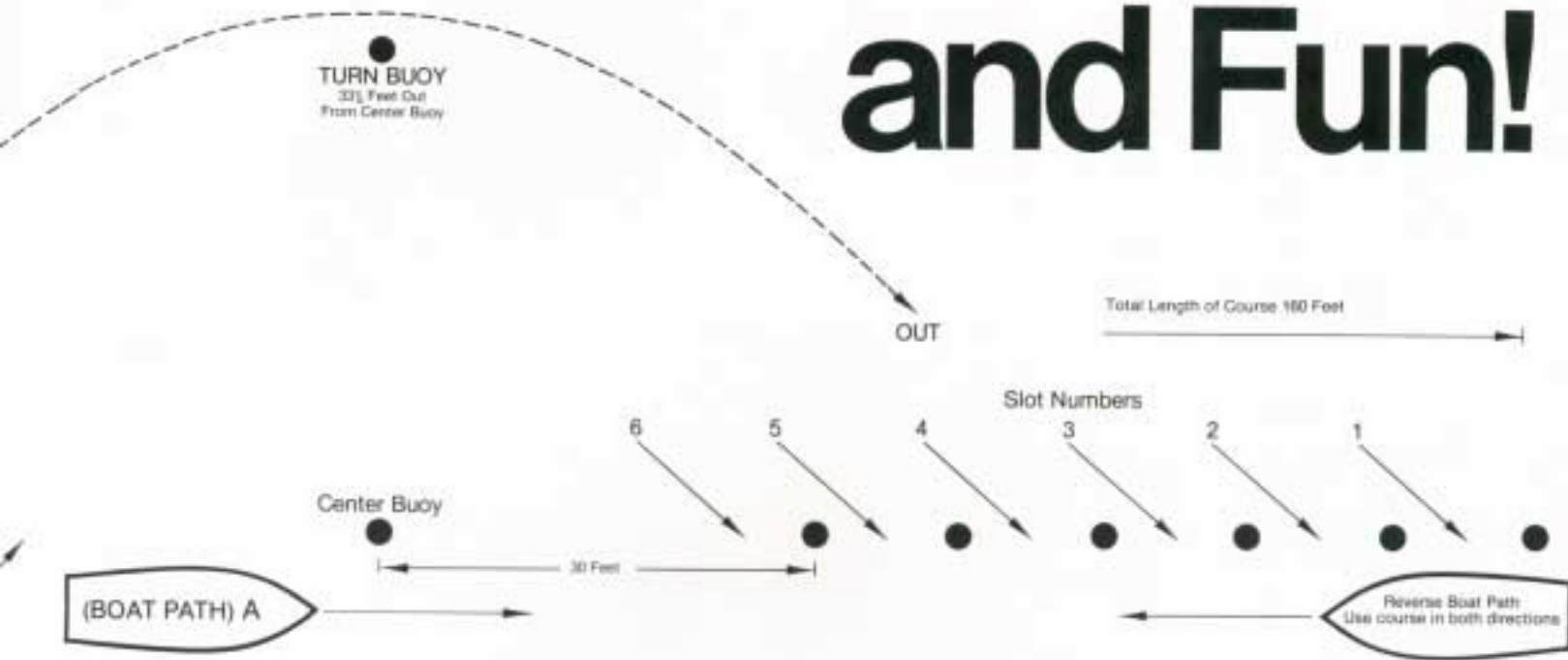


▲ David Benzel—

We recommend the Challenge for up and coming skiers who want to compete for fun!

David and Cyndi Benzel
Managers
Horton Lakes Ski School-CA.
McGinnis Ski School-FL.

and Fun!



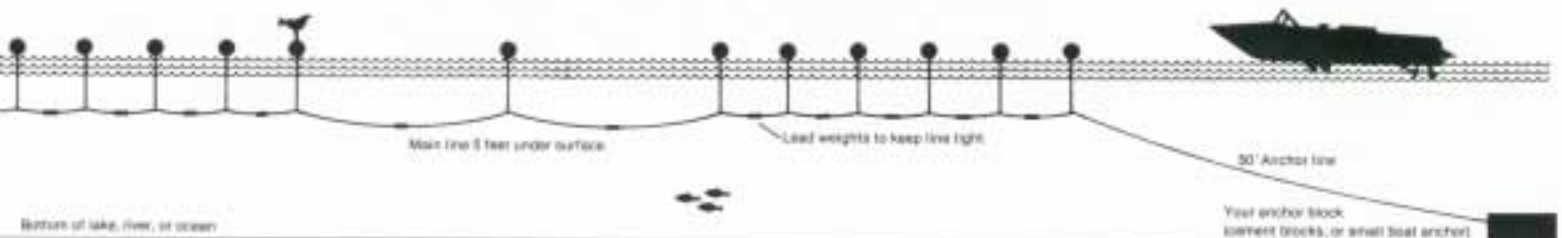
Next choose a starting speed somewhere between 24 mph for beginners and 36 mph for accomplished or competitive skiers.

Now choose your entry slot. Slot #1 for beginners, and 2, 3, 4 or 5 for the more accomplished skier.

The boat driver must drive very close to the main line of buoys, on the side opposite the turn buoy.

(BOAT PATH) A The Skier should start outside the boat wake, also on the side opposite the turn buoy.

(SKIER START) B When approaching the course, the skier turns toward and enters the chosen slot. Then skis around the turn buoy and out the slot closest to the center of the course. The better skier will exit the course closer to center slots 3, 4, 5 and 6.



You Will Receive

- 160-foot main line of $\frac{3}{16}$ " Diamond Brade polyethylene. Complete with buoy rings and lead alignment weights.
- 14 Slalom Buoys—One 30' turn buoy line and thirteen 5-foot buoy lines.
- Two 50-foot anchor lines. One leaded stretch line and one 33.5-foot turn buoy measuring line. (All lines except main are color coded $\frac{3}{16}$ " Diamond Brade polyethylene)

All you have to supply are the anchors, or anchor blocks.

The current price of the most popular conventional slalom course is approximately **\$670.00** and it takes hours to set up.

The Maherajah Slalom Challenge's suggested retail price is **\$179.95** and only takes you 20 minutes to set up; leaving you more time to ski.

MAHERAJAH®
WATER SKIS



▲ Jack McManus ?



◀ Bob Maher — *On a 360, In 2 Out 3*



▲ Greg McGinnis —

	LEAST DIFFICULT				MOST DIFFICULT	
Enter Slot	1	2	3	4	5	6
Exit Slot	1	2	3	4	5	6
Boat Speed MPH	26	28	30	32	34	36
Ski Line Length	75'	60'	53'	47'	43'	40'

Shoot for your best—change any variable to increase the difficulty.